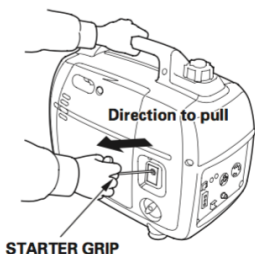
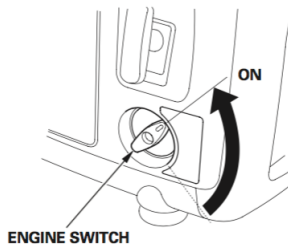
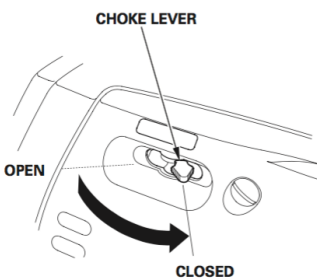
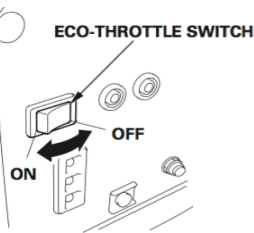
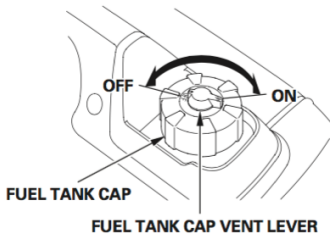




Honda 2kvh Generator QUICK START GUIDE

This generator runs on standard unleaded gasoline

****Tipping the generators at more than 45 degrees will displace the oil and prevent the generator from operating****



STARTING THE GENERATOR:

1. Set vent switch on top of fuel cap to ON position.
2. Eco-throttle switch should be switched OFF.
3. Choke lever to CLOSED (cold engine) or OPEN (warm engine).
4. Turn the engine switch to the ON position.
5. Pull starter grip lightly until resistance is felt, then pull briskly (note: Do not allow starter grip to snap back against the engine, return it gently to prevent damage to starter or housing).
6. Adjust the choke to the ON position when the engine is running smoothly.
7. Allow to run without load for at least 2 minutes
8. Eco-throttle system can be used after generator has warmed up 2-3 minutes.

DO NOT RUN THE GENERATOR FOR PROLONGED PERIODS WITH THE CHOKE ENGAGED AS THIS CAN DAMAGE THE GENERATOR.

STOPPING THE GENERATOR:

1. To stop the engine in an emergency, turn engine switch to OFF. Under normal conditions, use the following;
2. Turn off or disconnect all connected devices.
3. Turn the engine switch to OFF.
4. Allow engine to cool, then turn fuel tank vent switch to OFF.